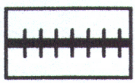



B) BENI PAESISTICI E AMBIENTALI




- PRINCIPALI LINEE DI CRINALE




- CACUMINI




- LIMITE PIANURA-AREA PEDECOLLINARE



- LIMITE AREA PEDECOLLINARE-AREA COLLINARE



- AFFIORAMENTI LAPIDEI



- CORDOLI DUNALI



- RILEVATI IN TERRA (CANALI, STRADE, ECC.)

C) ELEMENTI DEL PAESAGGIO VEGETALE




- PINETE, BOSCO UMIDO, AMMOFILE E GINEPRO




- BOSCHI DI LECCIO, MACCHIA E SUGHERETA E BOSCHI DI ROVERELLA



- OLIVETI



- VIGNETI




- IMPIANTI ARBOREI ANTROPICI




- VIALI ALBERATI E FASCE FLUVIALI ALBERATE

D) COMPONENTI PUNTUALI



- INSEDIAMENTI



- AGGLOMERATI E ARCHITETTURE RILEVANTI PER POSIZIONE E VALORE

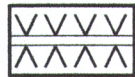
E) VEDUTE



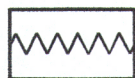
- PUNTI PANORAMICI



- VEDUTE PARZIALI



- VISIBILITA' DA STRADE



- EROSIONE COSTIERA


F) DETRATTORI

DETRATTORI PUNTUALI




- CAVE

DETRATTORI LINEARI



- ELETTRODOTTI AT



- AURELIA



- FERROVIA